

2023

Round 2 : March 24 & 25

Sydney Motorsports Park



ASBK.COM.AU f t i y

SUPERBIKE MASTERS

Race 2

Date: 25/03/23
Event: R08
Weather: Overcast - Temp: 21.8C
Track: Dry - Temp: 27.4C

Started at: 17:43:26
Laps: 6
Starters: 27
Posted at: 18:04

PROVISIONAL CLASSIFICATION

Pos	No	Name	Class	Machine	Laps	Race Time	Behind Leader	Behind Prev	Fastest Lap	On Lap	Top Speed
1	43	Keo WATSON (NSW) / C & M M-cycles / Silkolene / Shark Leathers / Goodridge / Pheasant Wood Circ.	P6F13	Yamaha FZR 1000	6	10:06.068			1:39.555	4	261
2	11	Troy CORSER (NSW)	P5F1	Yamaha TZ 750	6	10:11.555	5.487	5.487	1:38.112	2	250
3	3	Aaron BENNETT (NSW) / Well Sprung / Sultana Solutions / Future Air Conditioning	P5UN	Suzuki GSX 1290	6	10:21.721	15.653	10.166	1:42.248	2	247
4	37	Brian BOLSTER (NSW) / Custom Coatings / C & M Motorcycles	P6F13	Yamaha FZR 1000	6	10:21.779	15.711	.058	1:41.469	2	254
5	2	Brad PHELAN (QLD) / Edge Competition Suspension	P5UN	Suzuki Katana 1100	6	10:27.721	21.653	5.942	1:42.930	2	247
6	36	Murray CLARK (QLD) / Edge Competition	P6F13	Suzuki GSXR 1127	6	10:28.122	22.054	.401	1:42.166	5	261
7	63	Robert YOUNG (NSW) / Ron Young Engineering	P6F7	Ducati 888	6	10:28.505	22.437	.383	1:43.373	5	245
8	778	Corey GLOCK (QLD)	P6F7	Suzuki GSXR 749	6	10:29.620	23.552	1.115	1:43.628	2	225
9	62	Phillip BURKE (NSW)	P6F7	Honda VFR 750	6	10:39.314	33.246	9.694	1:43.037	3	240
10	190	Greg AVERY (NSW)	P5F1	Suzuki Katana 1100	6	10:42.089	36.021	2.775	1:43.623	4	246
11	107	Roger GUNN (VIC) / Spice Consulting Group	P5UN	Suzuki Katana 1260	6	11:12.377	1:06.309	30.288	1:48.541	3	242
12	151	Phillip BEVAN (NSW)	P6F7	Honda VFR 750	6	11:13.810	1:07.742	1.433	1:46.419	2	233
13	12	Richard EASTON (NSW) / Roscos Rollers	P6F7	Suzuki GSXR 750	6	11:15.413	1:09.345	1.603	1:47.206	3	227
14	76	Scott WEBSTER (VIC) / T&K Carney / West Gippsland Auto Electrics	P5F1	Harris XR69 1200	6	11:16.326	1:10.258	.913	1:46.781	4	247
15	48	Paul PARLETT (NSW) / SP Race Engines / Revitacote Goulburn / Blast-Coat-Restore Goulburn	P5F1	Harris XR69 1100	6	11:21.922	1:15.854	5.596	1:51.095	2	235
16	4	Patrick POVOLNY (NSW) / Truck-Eez Transport Refrigeration & Repairs	P5UN	Suzuki GSX 1166	6	11:22.165	1:16.097	.243	1:50.620	4	242
17	79	Stephen KAIRL (NSW) / Prime Appliance Service / Harvest Pools	P6F13	Yamaha FZR 1000	6	11:28.572	1:22.504	6.407	1:51.295	2	249
18	23	Laurie FYFFE (NSW) / RCC Electrical Solutions	P6F7	Honda RC30 750	6	11:29.746	1:23.678	1.174	1:51.212	4	227
19	64	Andrew RELPH (QLD)	P6F7	Kawasaki ZXR 750	6	11:30.438	1:24.370	.692	1:50.852	2	216
20	131	Paul RIGNEY (NSW) / Ballina Motorcycles	P5UN	Kawasaki Z 1000 R	6	11:33.657	1:27.589	3.219	1:50.779	4	230
21	24	Mick JOHNSTON (NSW) / North Coast VTwins	P6F7	Ducati TTF1 900	6	11:36.157	1:30.089	2.500	1:52.258	2	220
22	7	Damion DAVIS (NSW) / Lennox Floors	P5F1	Suzuki TR 738	6	11:44.638	1:38.570	8.481	1:54.967	2	204
23	110	Ross DOBSON (NSW) / Phat Kat Racing	P5UN	Suzuki GSX 1290	6	11:53.274	1:47.206	8.636	1:51.971	3	229
24	337	Gregory FARRELL (NSW) / Landscapesupplies.com.au	P6F7	Honda RC30 750	6	12:01.030	1:54.962	7.756	1:54.110	2	204
25	816	Darren LARK (VIC) / Red-Mist Motorcycle Accessories	P6F7	Kawasaki ZXR 749	5	11:20.167	1 Lap		2:14.659	2	202
DNF	75	Steven HARLEY (NSW)	P6F13	Bimota YB6 1000	4	7:23.465	1 Lap		1:47.613	2	242
DNF	90	Mick MOLONEY (VIC) / Toss Dog Racing	P5UN	Suzuki GSX 1170	2	4:27.058	3 Laps		2:10.892	1	187


Fastest Lap was 1:38.112 by Troy CORSER (NSW)

Current race lap record for MAST class - 1:34.316 by Aaron MORRIS on a Yamaha FZR 1043 set on 02/11/19

*** Rider 190 (Greg AVERY (NSW)) & 131 (Paul RIGNEY (NSW)) - 10 second penalty imposed by Clerk of Course for jumped start ***

The results are provisional until the end of the time limit for protests and appeals.


Chief Timekeeper - Scott Laing


Race Director - Tom Williams



www.computime.com.au
COMPUTIME RACE TIMING SYSTEMS PTY LTD



2023

Round 2 : March 24 & 25 Sydney Motorsports Park



ASBK.COM.AU f t i y

SUPERBIKE MASTERS

Race 2

Date: 25/03/23
Event: R08
Weather: Overcast - Temp: 21.8C
Track: Dry - Temp: 27.4C

Started at: 17:43:26
Laps: 6
Starters: 27
Posted at: 18:04


PROVISIONAL LAP TIMES

No	Name	Lap 1	Lap 2	Lap 3	Lap 4	Lap 5	Lap 6
2	Brad PHELAN (QLD)	1:49.446	1:42.930	1:44.254	1:43.689	1:43.399	1:44.003
3	Aaron BENNETT (NSW)	1:45.317	1:42.248	1:42.952	1:43.719	1:43.081	1:44.404
4	Patrick POVOLNY (NSW)	2:00.506	1:50.984	1:51.892	1:50.620	1:52.795	1:55.368
7	Damion DAVIS (NSW)	2:01.353	1:54.967	1:55.355	1:55.408	1:58.534	1:59.021
11	Troy CORSER (NSW)	1:44.242	1:38.112	1:39.304	1:40.647	1:41.304	1:47.946
12	Richard EASTON (NSW)	1:56.565	1:48.208	1:47.206	1:48.320	1:57.078	1:58.036
23	Laurie FYFFE (NSW)	1:59.467	1:51.875	1:51.562	1:51.212	1:53.672	2:01.958
24	Mick JOHNSTON (NSW)	1:59.531	1:52.258	1:53.594	1:52.393	1:58.093	2:00.288
36	Murray CLARK (QLD)	1:50.270	1:43.389	1:43.466	1:43.060	1:42.166	1:45.771
37	Brian BOLSTER (NSW)	1:47.211	1:41.469	1:42.946	1:42.631	1:43.266	1:44.256
43	Keo WATSON (NSW)	1:42.725	1:39.753	1:39.997	1:39.555	1:39.757	1:44.281
48	Paul PARLETT (NSW)	1:58.237	1:51.095	1:51.646	1:52.526	1:51.141	1:57.277
62	Phillip BURKE (NSW)	1:50.996	1:44.536	1:43.037	1:43.187	1:45.511	1:52.047
63	Robert YOUNG (NSW)	1:48.624	1:44.606	1:43.967	1:43.797	1:43.373	1:44.138
64	Andrew RELPH (QLD)	2:01.213	1:50.852	1:52.042	1:51.810	1:55.228	1:59.293
75	Steven HARLEY (NSW)	1:55.301	1:47.613	1:49.602	1:50.949		
76	Scott WEBSTER (VIC)	1:53.376	1:47.376	1:46.917	1:46.781	1:58.826	2:03.050
79	Stephen KAIRL (NSW)	1:55.663	1:51.295	1:53.197	1:53.555	1:56.995	1:57.867
90	Mick MOLONEY (VIC)	2:10.892	2:16.166				
107	Roger GUNN (VIC)	1:56.602	1:49.171	1:48.541	1:49.470	1:52.594	1:55.999
110	Ross DOBSON (NSW)	2:03.600	1:52.236	1:51.971	1:53.508	2:03.659	2:08.300
131	Paul RIGNEY (NSW)	1:56.610	1:54.061	1:53.824	1:50.779	1:52.317	1:56.066
151	Phillip BEVAN (NSW)	1:54.165	1:46.419	1:46.668	1:47.579	1:55.620	2:03.359
190	Greg AVERY (NSW)	1:48.876	1:44.580	1:44.712	1:43.623	1:44.279	1:46.019
337	Gregory FARRELL (NSW)	2:06.542	1:54.110	1:55.831	2:00.209	2:00.501	2:03.837
778	Corey GLOCK (QLD)	1:48.788	1:43.628	1:44.891	1:43.812	1:44.381	1:44.120
816	Darren LARK (VIC)	2:17.839	2:14.659	2:15.885	2:15.457	2:16.327	

*** Rider 190 (Greg AVERY (NSW)) & 131 (Paul RIGNEY (NSW)) - 10 second penalty imposed by Clerk of Course for jumped start ***

The results are provisional - until the end of the time limit for protests and appeals.


Chief Timekeeper - Scott Laing


Race Director - Tom Williams



www.computime.com.au
COMPUTIME RACE TIMING SYSTEMS PTY LTD



2023



Round 2 : March 24 & 25 Sydney Motorsports Park



SUPERBIKE MASTERS

Race 2

Date: 25/03/23
Event: R08
Weather: Overcast - Temp: 21.8C
Track: Dry - Temp: 27.4C

Started at: 17:43:26
Laps: 6
Starters: 27
Posted at: 18:04

PROVISIONAL SPLIT TIMES

Lap	Split 1	Split 2	Split 3	Lap Time	Spd	Lap	Split 1	Split 2	Split 3	Lap Time	Spd
2 Brad PHELAN (QLD) (5th)						5	30.730	43.605	26.969	1:41.304	247
1	38.122	44.311	27.013	1:49.446	84	6	31.780	46.271	29.895	1:47.946	248
2	31.373	44.448	27.109	1:42.930	247						
3	32.182	44.502	27.570	1:44.254	242	12 Richard EASTON (NSW) (13th)					
4	31.821	44.513	27.355	1:43.689	240	1	40.402	47.024	29.139	1:56.565	98
5	31.835	44.429	27.135	1:43.399	243	2	32.678	46.951	28.579	1:48.208	227
6	31.830	44.664	27.509	1:44.003	245	3	32.308	46.034	28.864	1:47.206	222
3 Aaron BENNETT (NSW) (3rd)						4	33.441	46.025	28.854	1:48.320	218
1	35.311	43.246	26.760	1:45.317	74	5	36.831	49.470	30.777	1:57.078	224
2	30.500	44.746	27.002	1:42.248	247	6	33.991	52.803	31.242	1:58.036	223
3	30.643	44.781	27.528	1:42.952	244	23 Laurie FYFFE (NSW) (18th)					
4	31.062	44.993	27.664	1:43.719	246	1	42.681	48.071	28.715	1:59.467	116
5	31.805	44.298	26.978	1:43.081	244	2	32.964	48.587	30.324	1:51.875	227
6	31.541	45.240	27.623	1:44.404	247	3	34.066	48.101	29.395	1:51.562	224
4 Patrick POVOLNY (NSW) (16th)						4	33.182	47.821	30.209	1:51.212	227
1	43.660	47.546	29.300	2:00.506	129	5	35.063	48.614	29.995	1:53.672	220
2	33.576	47.941	29.467	1:50.984	237	6	37.402	51.994	32.562	2:01.958	211
3	34.430	48.597	28.865	1:51.892	226	24 Mick JOHNSTON (NSW) (21th)					
4	33.922	47.408	29.290	1:50.620	222	1	42.551	47.898	29.082	1:59.531	115
5	34.811	48.324	29.660	1:52.795	242	2	33.630	48.287	30.341	1:52.258	218
6	35.809	50.328	29.231	1:55.368	222	3	34.757	49.063	29.774	1:53.594	220
7 Damion DAVIS (NSW) (22th)						4	34.184	48.304	29.905	1:52.393	218
1	42.435	47.989	30.929	2:01.353	112	5	36.624	51.393	30.076	1:58.093	218
2	33.888	49.532	31.547	1:54.967	204	6	37.120	51.939	31.229	2:00.288	217
3	34.886	48.838	31.631	1:55.355	202	36 Murray CLARK (QLD) (6th)					
4	34.980	49.392	31.036	1:55.408	195	1	37.701	45.436	27.133	1:50.270	61
5	35.198	51.695	31.641	1:58.534	199	2	32.011	44.594	26.784	1:43.389	261
6	36.719	50.678	31.624	1:59.021	202	3	32.142	44.659	26.665	1:43.466	257
11 Troy CORSER (NSW) (2nd)						4	31.963	44.273	26.824	1:43.060	258
1	35.638	42.627	25.977	1:44.242	54	5	31.502	44.212	26.452	1:42.166	255
2	29.503	42.201	26.408	1:38.112	250	6	31.395	46.869	27.507	1:45.771	259
3	29.873	42.514	26.917	1:39.304	246	37 Brian BOLSTER (NSW) (4th)					
4	30.373	42.828	27.446	1:40.647	245	1	36.511	43.732	26.968	1:47.211	61

Scott Laing
Chief Timekeeper - Scott Laing

Tom Williams
Race Director - Tom Williams



www.computime.com.au
COMPUTIME RACE TIMING SYSTEMS PTY LTD



2023



Round 2 : March 24 & 25 Sydney Motorsports Park



ASBK.COM.AU f t i y

SUPERBIKE MASTERS

Race 2

Date: 25/03/23
Event: R08
Weather: Overcast - Temp: 21.8C
Track: Dry - Temp: 27.4C

Started at: 17:43:26
Laps: 6
Starters: 27
Posted at: 18:04

PROVISIONAL SPLIT TIMES

Lap	Split 1	Split 2	Split 3	Lap Time	Spd	Lap	Split 1	Split 2	Split 3	Lap Time	Spd
2	30.386	44.417	26.666	1:41.469	247	64 Andrew RELPH (QLD) (19th)					
3	30.834	44.605	27.507	1:42.946	250	1	42.736	48.278	30.199	2:01.213	115
4	31.191	44.081	27.359	1:42.631	252	2	33.253	47.526	30.073	1:50.852	216
5	31.938	44.349	26.979	1:43.266	250	3	34.186	47.991	29.865	1:52.042	216
6	31.868	45.354	27.034	1:44.256	254	4	33.706	47.730	30.374	1:51.810	212
						5	34.771	50.528	29.929	1:55.228	214
						6	35.255	51.215	32.823	1:59.293	214
43 Keo WATSON (NSW) (1st)						75 Steven HARLEY (NSW) (DNF)					
1	34.131	42.563	26.031	1:42.725	26	1	41.425	45.762	28.114	1:55.301	106
2	29.900	43.502	26.351	1:39.753	259	2	32.328	46.495	28.790	1:47.613	242
3	30.450	43.311	26.236	1:39.997	253	3	33.191	47.633	28.778	1:49.602	235
4	29.914	42.518	27.123	1:39.555	261	4	34.761	47.649	28.539	1:50.949	224
5	30.543	43.002	26.212	1:39.757	254						
6	32.575	44.761	26.945	1:44.281	260						
48 Paul PARLETT (NSW) (15th)						76 Scott WEBSTER (VIC) (14th)					
1	41.339	47.798	29.100	1:58.237	112	1	39.680	45.701	27.995	1:53.376	96
2	32.867	48.568	29.660	1:51.095	231	2	32.268	46.722	28.386	1:47.376	247
3	33.964	48.074	29.608	1:51.646	221	3	33.288	45.374	28.255	1:46.917	224
4	34.255	48.558	29.713	1:52.526	229	4	32.427	45.596	28.758	1:46.781	238
5	34.164	47.630	29.347	1:51.141	233	5	35.592	52.695	30.539	1:58.826	242
6	35.233	52.075	29.969	1:57.277	235	6	37.280	53.850	31.920	2:03.050	233
62 Phillip BURKE (NSW) (9th)						79 Stephen KAIRL (NSW) (17th)					
1	38.539	44.765	27.692	1:50.996	73	1	39.301	47.833	28.529	1:55.663	103
2	31.754	44.948	27.834	1:44.536	238	2	33.303	48.795	29.197	1:51.295	232
3	31.224	44.250	27.563	1:43.037	235	3	34.566	49.656	28.975	1:53.197	235
4	31.040	44.715	27.432	1:43.187	240	4	35.484	48.776	29.295	1:53.555	236
5	31.935	45.531	28.045	1:45.511	235	5	37.468	50.983	28.544	1:56.995	224
6	33.364	48.694	29.989	1:52.047	238	6	35.200	51.871	30.796	1:57.867	249
63 Robert YOUNG (NSW) (7th)						90 Mick MOLONEY (VIC) (DNF)					
1	36.449	44.884	27.291	1:48.624	96	1	44.128	52.753	34.011	2:10.892	106
2	31.207	45.824	27.575	1:44.606	242	2	39.529	57.954	38.683	2:16.166	187
3	31.581	45.152	27.234	1:43.967	240						
4	32.140	44.704	26.953	1:43.797	239	107 Roger GUNN (VIC) (11th)					
5	31.557	44.642	27.174	1:43.373	242	1	40.816	47.076	28.710	1:56.602	102
6	31.833	44.941	27.364	1:44.138	245	2	32.638	47.678	28.855	1:49.171	242

Scott Laing
Chief Timekeeper - Scott Laing

Tom Williams
Race Director - Tom Williams



www.computime.com.au
COMPUTIME RACE TIMING SYSTEMS PTY LTD



2023

Round 2 : March 24 & 25 Sydney Motorsports Park

**SUPERBIKE MASTERS****Race 2**

Date: 25/03/23
Event: R08
Weather: Overcast - Temp: 21.8C
Track: Dry - Temp: 27.4C

Started at: 17:43:26
Laps: 6
Starters: 27
Posted at: 18:04


PROVISIONAL SPLIT TIMES

Lap	Split 1	Split 2	Split 3	Lap Time	Spd	Lap	Split 1	Split 2	Split 3	Lap Time	Spd
3	33.438	46.443	28.660	1:48.541	237	2	31.458	45.439	27.683	1:44.580	224
4	33.607	47.150	28.713	1:49.470	228	3	31.720	45.151	27.841	1:44.712	239
5	33.477	49.457	29.660	1:52.594	242	4	31.999	44.321	27.303	1:43.623	240
6	34.988	50.813	30.198	1:55.999	226	5	32.485	44.747	27.047	1:44.279	246
						6	31.827	46.118	28.074	1:46.019	245
110 Ross DOBSON (NSW) (23th)						337 Gregory FARRELL (NSW) (24th)					
1	44.294	50.086	29.220	2:03.600	117	1	44.565	50.045	31.932	2:06.542	107
2	33.811	48.421	30.004	1:52.236	229	2	34.408	48.105	31.597	1:54.110	204
3	33.718	48.064	30.189	1:51.971	218	3	34.860	48.837	32.134	1:55.831	204
4	34.477	49.104	29.927	1:53.508	226	4	35.910	51.347	32.952	2:00.209	201
5	35.918	55.146	32.595	2:03.659	224	5	36.693	51.477	32.331	2:00.501	196
6	39.241	56.466	32.593	2:08.300	208	6	37.090	53.388	33.359	2:03.837	204
131 Paul RIGNEY (NSW) (20th)						778 Corey GLOCK (QLD) (8th)					
1	40.205	47.461	28.944	1:56.610	103	1	36.882	44.191	27.715	1:48.788	75
2	33.183	50.609	30.269	1:54.061	221	2	31.358	44.019	28.251	1:43.628	225
3	34.697	49.223	29.904	1:53.824	219	3	32.164	44.809	27.918	1:44.891	219
4	33.570	47.667	29.542	1:50.779	218	4	31.449	44.000	28.363	1:43.812	224
5	34.634	48.036	29.647	1:52.317	230	5	32.104	44.387	27.890	1:44.381	222
6	36.380	49.035	30.651	1:56.066	229	6	31.611	44.418	28.091	1:44.120	225
151 Phillip BEVAN (NSW) (12th)						816 Darren LARK (VIC) (25th)					
1	39.890	46.030	28.245	1:54.165	95	1	47.612	55.964	34.263	2:17.839	117
2	32.179	45.742	28.498	1:46.419	233	2	39.551	59.549	35.559	2:14.659	202
3	33.099	45.230	28.339	1:46.668	231	3	41.990	58.742	35.153	2:15.885	195
4	33.189	45.844	28.546	1:47.579	229	4	42.814	58.121	34.522	2:15.457	196
5	35.526	51.033	29.061	1:55.620	229	5	41.150	1:00.332	34.845	2:16.327	202
6	36.865	56.034	30.460	2:03.359	230						
190 Greg AVERY (NSW) (10th)											
1	37.285	44.171	27.420	1:48.876	75						

*** Rider 190 (Greg AVERY (NSW)) & 131 (Paul RIGNEY (NSW)) - 10 second penalty imposed by Clerk of Course for jumped start ***

The results are provisional until the end of the time limit for protests and appeals.


Chief Timekeeper - Scott Laing


Race Director - Tom Williams



www.computime.com.au
COMPUTIME RACE TIMING SYSTEMS PTY LTD



2023



Round 2 : March 24 & 25
Sydney Motorsports Park



ASBK.COM.AU f t i y

SUPERBIKE MASTERS

Race 2

Date: 25/03/23
Event: R08
Weather: Overcast - Temp: 21.8C
Track: Dry - Temp: 27.4C


Started at: 17:43:26
Laps: 6
Starters: 27
Posted at: 18:04


PROVISIONAL FASTEST LAPS SEQUENCE

Lap	Race Pos	No	Name	Machine	Fastest Lap	On Lap
1	1	43	Keo WATSON (NSW)	Yamaha FZR 1000	1:42.725	1
2	1	11	Troy CORSER (NSW)	Yamaha TZ 750	1:38.112	2

*** Rider 190 (Greg AVERY (NSW)) & 131 (Paul RIGNEY (NSW)) - 10 second penalty imposed by Clerk of Course for jumped start ***

The results are provisional until the end of the time limit for protests and appeals.


Chief Timekeeper - Scott Laing


Race Director - Tom Williams



www.computime.com.au
COMPUTIME RACE TIMING SYSTEMS PTY LTD



2023



Round 2 : March 24 & 25
Sydney Motorsports Park



ASBK.COM.AU f t i y

SUPERBIKE MASTERS

Race 2

Date: 25/03/23
Event: R08
Weather: Overcast - Temp: 21.8C
Track: Dry - Temp: 27.4C

Started at: 17:43:26
Laps: 6
Starters: 27
Posted at: 18:04

PROVISIONAL LAP SHEET

Table with 15 columns: No, Lap Time, Gap, No, Lap Time, Gap, No, Lap Time, Gap, No, Lap Time, Gap, No, Lap Time, Gap. It lists rider numbers and their lap times across 6 laps, with some riders circled (816) and some gaps noted as 1 lap.

*** Rider 190 (Greg AVERY (NSW)) & 131 (Paul RIGNEY (NSW)) - 10 second penalty imposed by Clerk of Course for jumped start ***

The results are provisional until the end of the time limit for protests and appeals.

Handwritten signature of Scott Laing
Chief Timekeeper - Scott Laing

Handwritten signature of Tom Williams
Race Director - Tom Williams



2023



Round 2 : March 24 & 25
Sydney Motorsports Park



ASBK.COM.AU f t i y

SUPERBIKE MASTERS

Race 2

Date: 25/03/23
Event: R08
Weather: Overcast - Temp: 21.8C
Track: Dry - Temp: 27.4C

Started at: 17:43:26
Laps: 6
Starters: 27
Posted at: 18:04

PROVISIONAL LAP CHART

Name	Grid	1	2	3	4	5	6	Name
K. WATSON	42	12	11	11	12	12	13	K. WATSON
T. CORSER	11	11	43	43	11	11	11	T. CORSER
M. CLARK	36	3	3	3	3	3	3	A. BENNETT
B. BOLSTER	37	37	37	37	37	37	37	B. BOLSTER
A. BENNETT	3	63	2	2	36	36	2	B. PHELAN
G. AVERY	190	778	778	36	2	2	36	M. CLARK
C. GLOCK	778	190	63	63	63	63	63	R. YOUNG
P. BURKE	62	2	190	778	778	778	778	C. GLOCK
B. PHELAN	2	36	36	190	62	190	190	G. AVERY
R. YOUNG	63	62	62	62	190	62	62	P. BURKE
G. HINDLE	50	76	151	151	76	151	107	R. GUNN
P. BEVAN	151	151	76	76	151	76	151	P. BEVAN
S. WEBSTER	76	75	75	12	12	107	12	R. EASTON
S. KAIRL	79	79	12	75	75	12	76	S. WEBSTER
R. EASTON	12	12	107	107	107	48	48	P. PARLETT
R. GUNN	107	107	79	79	48	4	4	P. POVOLNY
P. RIGNEY	131	131	48	48	79	131	131	P. RIGNEY
D. COPPOLA	176	48	131	23	4	23	79	S. KAIRL
S. HARLEY	75	23	23	4	23	79	23	L. FYFFE
L. FYFFE	23	24	4	64	131	64	64	A. RELPH
M. JOHNSTON	24	4	24	131	64	24	24	M. JOHNSTON
P. PARLETT	48	64	64	24	24	110	7	D. DAVIS
M. MOLONEY	90	7	110	110	110	7	110	R. DOBSON
D. DAVIS	7	110	7	7	7	337	337	G. FARRELL
G. FARRELL	337	337	337	337	337	816		D. LARK
A. RELPH	64	90	90	816	816			
K. GRAINGER	207	816	816					
R. DOBSON	140							
D. LARK	816							

*** Rider 190 (Greg AVERY (NSW)) & 131 (Paul RIGNEY (NSW)) - 10 second penalty imposed by Clerk of Course for jumped start ***

The results are provisional until the end of the time limit for protests and appeals.

Scott Laing
Chief Timekeeper - Scott Laing

Tom Williams
Race Director - Tom Williams



www.computime.com.au
COMPUTIME RACE TIMING SYSTEMS PTY LTD



2023



Round 2 : March 24 & 25 Sydney Motorsports Park



ASBK.COM.AU f t i y

SUPERBIKE MASTERS

Race 2

Date: 25/03/23
Event: R08
Weather: Overcast - Temp: 21.8C
Track: Dry - Temp: 27.4C

Started at: 17:43:26
Laps: 6
Starters: 27
Posted at: 18:04

PROVISIONAL BEST PARTIAL TIMES

Pos	Split 1		Split 2		Split 3		LAP		
	Name	Time	Name	Time	Name	Time	Name	Ideal	Fastest
1	T. CORSER	29.503	T. CORSER	42.201	K. WATSON	26.212	T. CORSER	1:38.112	1:38.112
2	K. WATSON	29.900	K. WATSON	42.518	T. CORSER	26.408	K. WATSON	1:38.630	1:39.555
3	B. BOLSTER	30.386	C. GLOCK	44.000	M. CLARK	26.452	B. BOLSTER	1:41.133	1:41.469
4	A. BENNETT	30.500	B. BOLSTER	44.081	B. BOLSTER	26.666	A. BENNETT	1:41.776	1:42.248
5	P. BURKE	31.040	M. CLARK	44.212	R. YOUNG	26.953	M. CLARK	1:42.059	1:42.166
6	R. YOUNG	31.207	P. BURKE	44.250	A. BENNETT	26.978	P. BURKE	1:42.722	1:43.037
7	C. GLOCK	31.358	A. BENNETT	44.298	G. AVERY	27.047	R. YOUNG	1:42.802	1:43.373
8	B. PHELAN	31.373	G. AVERY	44.321	B. PHELAN	27.109	G. AVERY	1:42.826	1:43.623
9	M. CLARK	31.395	B. PHELAN	44.429	P. BURKE	27.432	B. PHELAN	1:42.911	1:42.930
10	G. AVERY	31.458	R. YOUNG	44.642	C. GLOCK	27.890	C. GLOCK	1:43.248	1:43.628
11	P. BEVAN	32.179	P. BEVAN	45.230	S. WEBSTER	28.255	P. BEVAN	1:45.748	1:46.419
12	S. WEBSTER	32.268	S. WEBSTER	45.374	P. BEVAN	28.339	S. WEBSTER	1:45.897	1:46.781
13	R. EASTON	32.308	R. EASTON	46.025	S. HARLEY	28.539	R. EASTON	1:46.912	1:47.206
14	S. HARLEY	32.328	R. GUNN	46.443	S. KAIRL	28.544	S. HARLEY	1:47.362	1:47.613
15	R. GUNN	32.638	S. HARLEY	46.495	R. EASTON	28.579	R. GUNN	1:47.741	1:48.541
16	P. PARLETT	32.867	P. POVOLNY	47.408	R. GUNN	28.660	P. PARLETT	1:49.844	1:51.095
17	L. FYFFE	32.964	A. RELPH	47.526	P. POVOLNY	28.865	P. POVOLNY	1:49.849	1:50.620
18	P. RIGNEY	33.183	P. PARLETT	47.630	P. PARLETT	29.347	L. FYFFE	1:50.180	1:51.212
19	A. RELPH	33.253	P. RIGNEY	47.667	L. FYFFE	29.395	P. RIGNEY	1:50.392	1:50.779
20	S. KAIRL	33.303	L. FYFFE	47.821	P. RIGNEY	29.542	S. KAIRL	1:50.623	1:51.295
21	P. POVOLNY	33.576	R. DOBSON	48.064	M. JOHNSTON	29.774	A. RELPH	1:50.644	1:50.852
22	M. JOHNSTON	33.630	G. FARRELL	48.105	A. RELPH	29.865	M. JOHNSTON	1:51.691	1:52.258
23	R. DOBSON	33.718	M. JOHNSTON	48.287	R. DOBSON	29.927	R. DOBSON	1:51.709	1:51.971
24	D. DAVIS	33.888	S. KAIRL	48.776	D. DAVIS	31.036	D. DAVIS	1:53.762	1:54.967
25	G. FARRELL	34.408	D. DAVIS	48.838	G. FARRELL	31.597	G. FARRELL	1:54.110	1:54.110
26	M. MOLONEY	39.529	M. MOLONEY	57.954	D. LARK	34.522	D. LARK	2:12.194	2:14.659
27	D. LARK	39.551	D. LARK	58.121	M. MOLONEY	38.683	M. MOLONEY	2:16.166	2:10.892

*** Rider 190 (Greg AVERY (NSW)) & 131 (Paul RIGNEY (NSW)) - 10 second penalty imposed by Clerk of Course for jumped start ***

The results are provisional until the end of the time limit for protests and appeals.


Chief Timekeeper - Scott Laing


Race Director - Tom Williams



www.computime.com.au
COMPUTIME RACE TIMING SYSTEMS PTY LTD



2023

Round 2 : March 24 & 25

Sydney Motorsports Park



ASBK.COM.AU f t i y

SUPERBIKE MASTERS PROVISIONAL PROGRESSIVE ROUND POINTS

SUPERBIKE MASTERS - OVERALL

Pos	No	Name	Rnd 1 Race 1	Rnd 1 Race 2	Total
1	43	Keo WATSON	25	25	50
2	11	Troy CORSER	20	20	40
3	3	Aaron BENNETT	18	18	36
4	37	Brian BOLSTER	17	17	34
5	2	Brad PHELAN	16	16	32
6	63	Robert YOUNG	15	14	29
7	778	Corey GLOCK	13	13	26
8	190	Greg AVERY	14	11	25
9	62	Phillip BURKE	12	12	24
10	151	Phillip BEVAN	11	9	20
11	107	Roger GUNN	9	10	19
12	36	Murray CLARK		15	15
13	12	Richard EASTON	7	8	15
14	76	Scott WEBSTER	8	7	15
15	79	Stephen KAIRL	6	4	10
16	50	Glenn HINDLE	10		10
17	48	Paul PARLETT	1	6	7
18	131	Paul RIGNEY	5	1	6
19	4	Patrick POVOLNY		5	5
20	23	Laurie FYFFE	2	3	5
21	24	Mick JOHNSTON	4		4
22	75	Steven HARLEY	3		3
23	64	Andrew RELPH		2	2

SUPERBIKE MASTERS - PERIOD 5 F1

Pos	No	Name	Rnd 1 Race 1	Rnd 1 Race 2	Total
1	11	Troy CORSER	25	25	50
2	190	Greg AVERY	20	20	40
3	76	Scott WEBSTER	17	18	35
4	48	Paul PARLETT	16	17	33
5	7	Damion DAVIS	15	16	31
6	50	Glenn HINDLE	18		18

SUPERBIKE MASTERS - PERIOD 5 UNLIMITED

Pos	No	Name	Rnd 1 Race 1	Rnd 1 Race 2	Total
1	3	Aaron BENNETT	25	25	50
2	2	Brad PHELAN	20	20	40
3	107	Roger GUNN	18	18	36

Scott Laing
.....
Chief Timekeeper - Scott Laing

Tom Williams
.....
Race Director - Tom Williams



www.computime.com.au
COMPUTIME RACE TIMING SYSTEMS PTY LTD



2023

Round 2 : March 24 & 25 Sydney Motorsports Park



ASBK.COM.AU

SUPERBIKE MASTERS PROVISIONAL PROGRESSIVE ROUND POINTS

SUPERBIKE MASTERS - PERIOD 5 UNLIMITED

Pos	No	Name	Rnd 1 Race 1	Rnd 1 Race 2	Total
4	131	Paul RIGNEY	17	16	33
5	110	Ross DOBSON	16	15	31
6	4	Patrick POVOLNY		17	17

SUPERBIKE MASTERS - PERIOD 6 FORMULA 750cc

Pos	No	Name	Rnd 1 Race 1	Rnd 1 Race 2	Total
1	63	Robert YOUNG	25	25	50
2	778	Corey GLOCK	20	20	40
3	62	Phillip BURKE	18	18	36
4	151	Phillip BEVAN	17	17	34
5	12	Richard EASTON	16	16	32
6	23	Laurie FYFFE	14	15	29
7	24	Mick JOHNSTON	15	13	28
8	64	Andrew RELPH	13	14	27
9	337	Gregory FARRELL	11	12	23
10	207	Kurt GRAINGER	12		12
11	816	Darren LARK		11	11

SUPERBIKE MASTERS - PERIOD 6 FORMULA 1300cc

Pos	No	Name	Rnd 1 Race 1	Rnd 1 Race 2	Total
1	43	Keo WATSON	25	25	50
2	37	Brian BOLSTER	20	20	40
3	79	Stephen KAIRL	18	17	35
4	36	Murray CLARK		18	18
5	75	Steven HARLEY	17		17

.....
Chief Timekeeper - Scott Laing

.....
Race Director - Tom Williams



www.computime.com.au
COMPUTIME RACE TIMING SYSTEMS PTY LTD



2023



Round 2 : March 24 & 25

Sydney Motorsports Park



ASBK.COM.AU f t i y

SUPERBIKE MASTERS PROVISIONAL PROGRESSIVE SERIES POINTS

SUPERBIKE MASTERS - OVERALL

Pos	No	Name	Rnd 1 Race 1	Rnd 1 Race 2	Total
1	43	Keo WATSON	25	25	50
2	11	Troy CORSER	20	20	40
3	3	Aaron BENNETT	18	18	36
4	37	Brian BOLSTER	17	17	34
5	2	Brad PHELAN	16	16	32
6	63	Robert YOUNG	15	14	29
7	778	Corey GLOCK	13	13	26
8	190	Greg AVERY	14	11	25
9	62	Phillip BURKE	12	12	24
10	151	Phillip BEVAN	11	9	20
11	107	Roger GUNN	9	10	19
12	36	Murray CLARK		15	15
13	76	Scott WEBSTER	8	7	15
14	12	Richard EASTON	7	8	15
15	50	Glenn HINDLE	10		10
16	79	Stephen KAIRL	6	4	10
17	48	Paul PARLETT	1	6	7
18	131	Paul RIGNEY	5	1	6
19	23	Laurie FYFFE	2	3	5
20	4	Patrick POVOLNY		5	5
21	24	Mick JOHNSTON	4		4
22	75	Steven HARLEY	3		3
23	64	Andrew RELPH		2	2


SUPERBIKE MASTERS - PERIOD 5 F1

Pos	No	Name	Rnd 1 Race 1	Rnd 1 Race 2	Total
1	11	Troy CORSER	25	25	50
2	190	Greg AVERY	20	20	40
3	76	Scott WEBSTER	17	18	35
4	48	Paul PARLETT	16	17	33
5	7	Damion DAVIS	15	16	31
6	50	Glenn HINDLE	18		18

SUPERBIKE MASTERS - PERIOD 5 UNLIMITED

Pos	No	Name	Rnd 1 Race 1	Rnd 1 Race 2	Total
1	3	Aaron BENNETT	25	25	50
2	2	Brad PHELAN	20	20	40
3	107	Roger GUNN	18	18	36


.....
Chief Timekeeper - Scott Laing


.....
Race Director - Tom Williams



www.computime.com.au
COMPUTIME RACE TIMING SYSTEMS PTY LTD



2023

Round 2 : March 24 & 25 Sydney Motorsports Park



ASBK.COM.AU f t i y

SUPERBIKE MASTERS PROVISIONAL PROGRESSIVE SERIES POINTS

SUPERBIKE MASTERS - PERIOD 5 UNLIMITED

Pos	No	Name	Rnd 1 Race 1	Rnd 1 Race 2	Total
4	131	Paul RIGNEY	17	16	33
5	110	Ross DOBSON	16	15	31
6	4	Patrick POVOLNY		17	17


SUPERBIKE MASTERS - PERIOD 6 FORMULA 750cc

Pos	No	Name	Rnd 1 Race 1	Rnd 1 Race 2	Total
1	63	Robert YOUNG	25	25	50
2	778	Corey GLOCK	20	20	40
3	62	Phillip BURKE	18	18	36
4	151	Phillip BEVAN	17	17	34
5	12	Richard EASTON	16	16	32
6	23	Laurie FYFFE	14	15	29
7	24	Mick JOHNSTON	15	13	28
8	64	Andrew RELPH	13	14	27
9	337	Gregory FARRELL	11	12	23
10	207	Kurt GRAINGER	12		12
11	816	Darren LARK		11	11

SUPERBIKE MASTERS - PERIOD 6 FORMULA 1300cc

Pos	No	Name	Rnd 1 Race 1	Rnd 1 Race 2	Total
1	43	Keo WATSON	25	25	50
2	37	Brian BOLSTER	20	20	40
3	79	Stephen KAIRL	18	17	35
4	36	Murray CLARK		18	18
5	75	Steven HARLEY	17		17


.....
Chief Timekeeper - Scott Laing


.....
Race Director - Tom Williams



www.computime.com.au
COMPUTIME RACE TIMING SYSTEMS PTY LTD



2023



Round 2 : March 24 & 25 Sydney Motorsports Park



ASBK.COM.AU f t i y

SUPERBIKE MASTERS

Race 2

Date: 25/03/23
Event: R08
Weather: Overcast - Temp: 21.8C
Track: Dry - Temp: 27.4C

Started at: 17:43:26
Laps: 6
Starters: 27
Posted at: 18:04


PROVISIONAL RACE INFORMATION

Time	Description
17:40:02	PIT EXIT OPEN
17:40:04	COMBINED SIGHTING AND WARM UP LAP STARTED
17:43:26	Event Start
17:47:02	RACE DIRECTION: START UNDER INVESTIGATION
17:48:30	Rider 190 (Greg AVERY) JUMP START PENALTY Rider 131 (Paul RIGNEY) JUMP START PENALTY
17:51:14	Rider 90 (Mick MOLONEY) ENTERED PITS
17:52:25	Rider 75 (Steven HARLEY) STOPPED - MECHANICAL
17:53:33	Chequered Flag
17:56:21	Event Finish

*** Rider 190 (Greg AVERY (NSW)) & 131 (Paul RIGNEY (NSW)) - 10 second penalty imposed by Clerk of Course for jumped start ***

The results are provisional until the end of the time limit for protests and appeals.


.....
Chief Timekeeper - Scott Laing


.....
Race Director - Tom Williams



www.computime.com.au
COMPUTIME RACE TIMING SYSTEMS PTY LTD

